

# CONNECT PRODUCT INFO

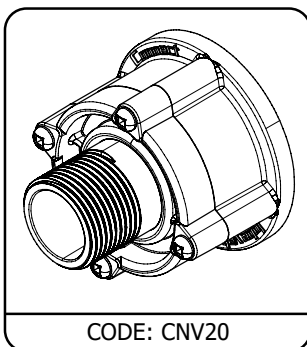


## CONNECT

QUICK COUPLING

### Description

Quick coupling for use with Jobe valves equipped with DETACH Valve Seal Access System.



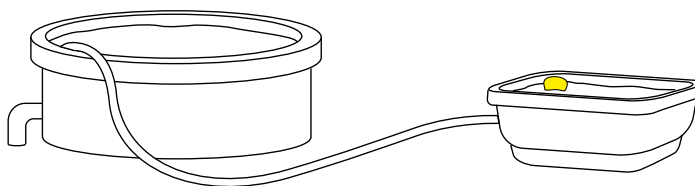
CODE: CNV20

### Features

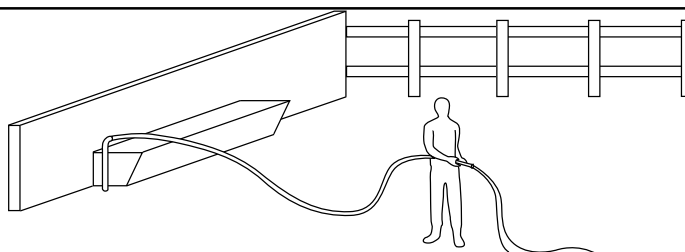
- Gives access to water system without the need for tools.
- Robust non corrosive construction.
- Suitable for use with Megaflow Detach and Topaz Detach trough valves

### Applications

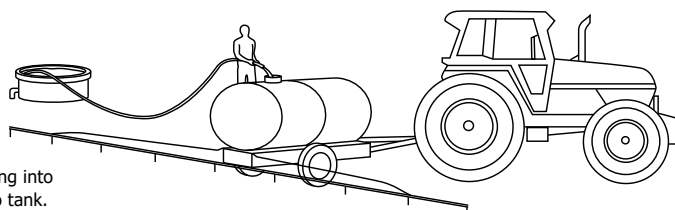
Quickly and easily connect a temporary trough to any trough fitted with a Detach equipped Jobe Valve. Ideal when break feeding paddocks with temporary electric fencing.



Quickly and easily connect a hose to any trough fitted with a Detach equipped Jobe Valve.



Ideal for filling spray tanks anywhere there is a trough with a Detach equipped Jobe Valve



NB: To avoid chemicals back feeding into water supply. Do not put hose into tank.

### Megaflow

<b>1.</b> 	<b>2.</b> 	<b>3.</b> 	<b>4.</b> 	<b>5.</b> 
Remove TOPAZ or MEGA FLOW Valve by rotating 45° anticlockwise.	Push connect fitting into place and rotate 45° clockwise.	Screw pipe fitting onto connect.	Connect hose to 3/4" thread on connect.	
<b>Topaz</b>				
<b>1.</b> 	<b>2.</b> 	<b>3.</b> 	<b>4.</b> 	<b>5.</b> 