

WATER LEVEL INDICATOR

PRODUCT INFO

JobeTM

WATER LEVEL INDICATOR

LIVS3

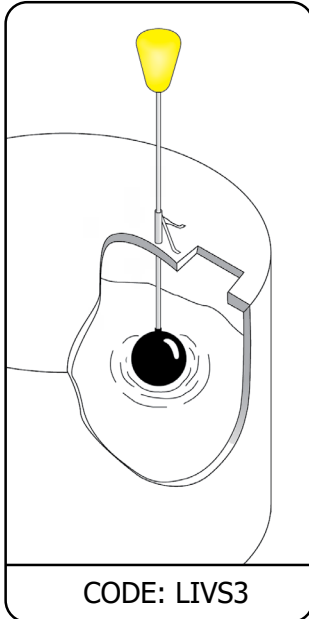


JobeTM
valves

CS[®]
C US
NSF/ANSI/CAN 61

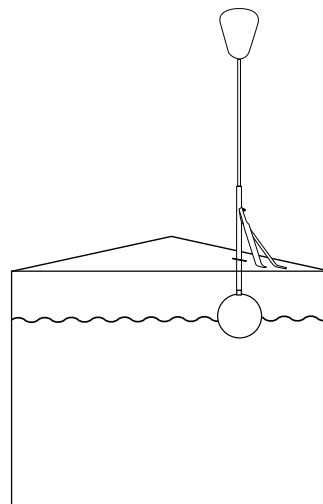
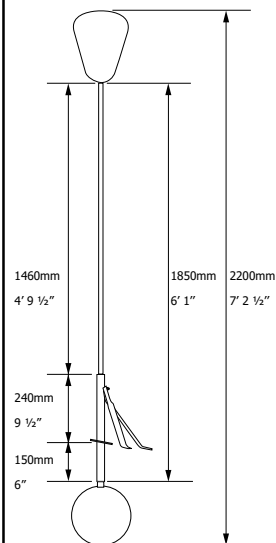
Description

For use in water reservoirs to show water level at a glance.

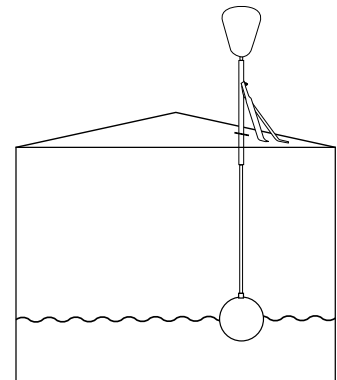


CODE: LIVS3

Dimensions



Tank Full



Tank Low

Applications

- Easily fitted to Concrete & Plastic tanks to show water level at a glance

Features

- Highly visible yellow indicator.
- Double bracing arms on mounting bracket.
- Constructed from stainless steel.
- 3 stainless steel shafts screw together for compact shipping.

Installation

1 Drill 20mm hole in tank, next to man hole.

2 Fit Bracket.

3 Mounting to:

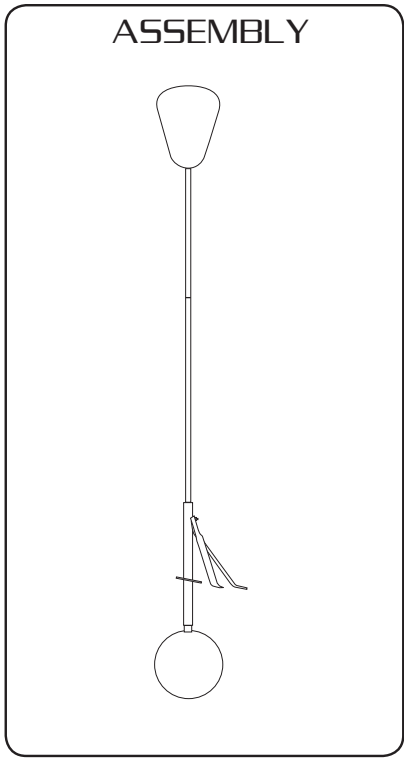
Concrete

Plastic

4 Slide in Shaft & Fit ball

WATER LEVEL INDICATOR

PARTS IDENTIFICATION SHEET



CODE		DESCRIPTION
1	LIP11	1/3 Extension (660mm/2'2") Yellow Marker Black Float Arm Bracket & Bolts
2	LIP2	
3	LIP3	
4	LIP6	

